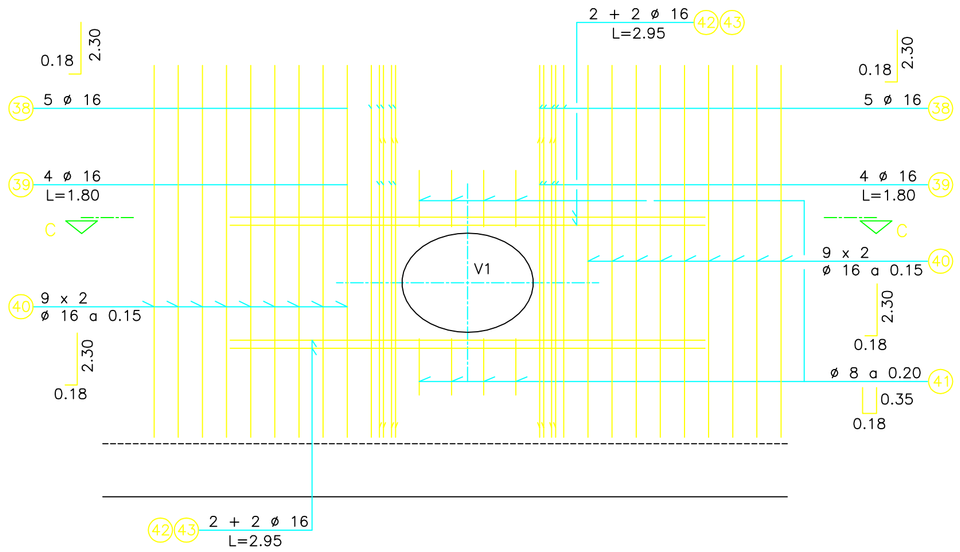

DETALLE V1 ESCALA 1:25
DETAIL V1 ECHELLE 1:25
DETAIL V1 SCALE 1:25

LAS ESPERAS DE LOSA Y LAS ARMADURAS DE MURO SE CORTARAN SEGUN EL HUECO

LES ATTENTES DU RADIER ET LES ARMATURES DE JUPE SERONT COUPÉES SUIVANT LE TROU

THE STARTERS OF THE SLAB AND THE REINFORCEMENT OF THE WALL WILL BE CUT FOLLOWING THE HOLE

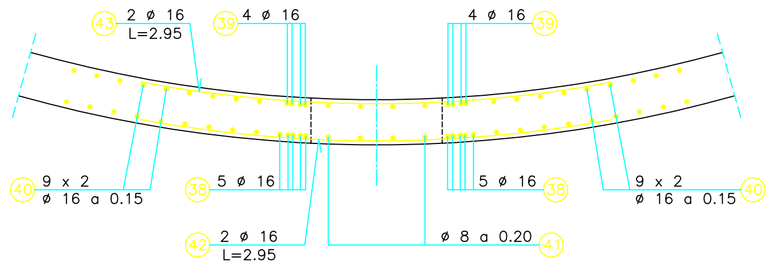

SECCION C–C ESCALA 1:25
COUPE C–C ECHELLE 1:25
SECTION C–C SCALE 1:25

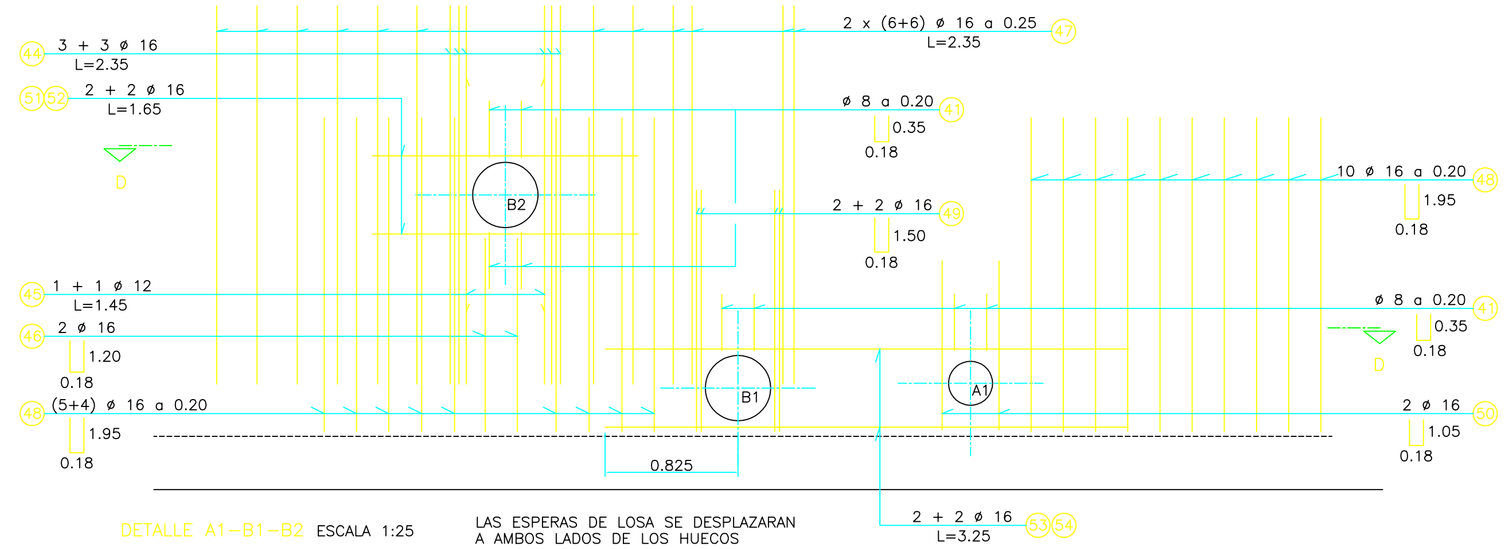

DETALLE A1–B1–B2 ESCALA 1:25
DETAIL A1–B1–B2 ECHELLE 1:25
DETAIL A1–B1–B2 SCALE 1:25

LAS ESPERAS DE LOSA SE DESPLAZARAN A AMBOS LADOS DE LOS HUECOS

LES ATTENTES DU RADIER SERONT DÉPLACÉES DE PART ET D'AUTRE DES TROUS

THE STARTERS OF THE SLAB WILL BE MOVED TO BOTH SIDES OF THE HOLES

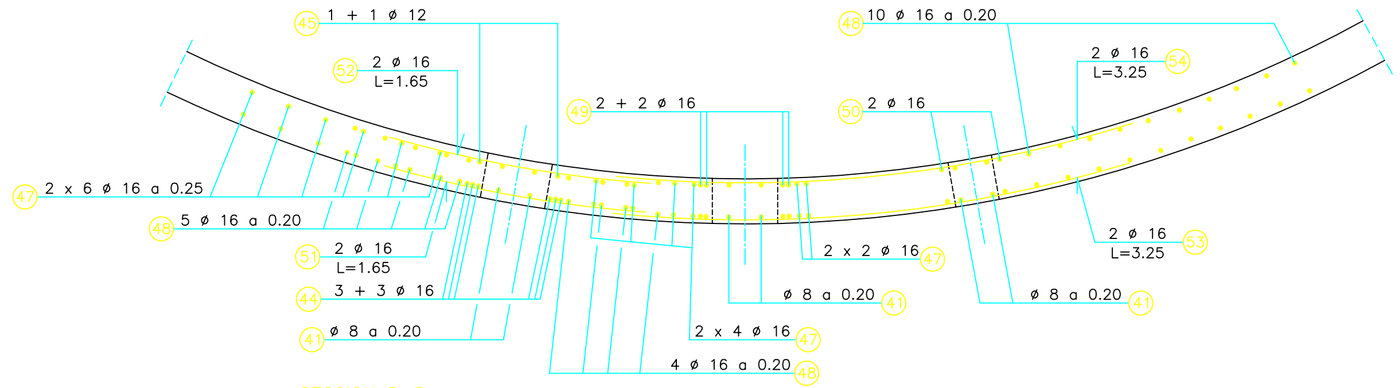

SECCION D–D
COUPE D–D
SECTION D–D

ARMADURA DE REFUERZO DE HUECOS DE PASAMUROS
ARMATURE DE REFORCEMENT DE TROU DE PIQUAGE
ADITIONAL REINFORCEMENT AT THE HOLES IN THE WALLS

ESCALA 1:25
ECHELLE 1:25
SCALE 1:25

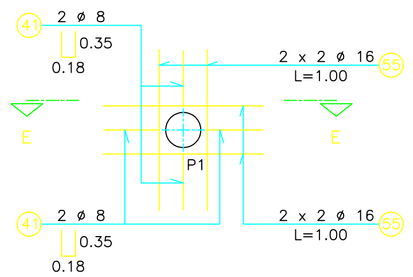

DETALLE P1 ESCALA 1:25
DETAIL P1 ECHELLE 1:25
DETAIL P1 SCALE 1:25

LAS ARMADURAS DEL MURO SE DESPLAZARAN A AMBOS LADOS DEL HUECO

LES ARMATURES DE JUPE SERONT DÉPLACÉES DE PART ET D'AUTRE DE TROU

THE REINFORCEMENT OF THE WALL WILL BE MOVED TO BOTH SIDES OF THE HOLE

LA ARMADURA VERTICAL SE DESPLAZARA A AMBOS LADOS DE LA ZONA DE RESERVA PARA ENCOFRADO DESLIZANTE

L'ARMATURE VERTICALE SERA DÉPLACÉE DE PART ET D'AUTRE DES ZONES RÉSERVÉES POUR LE COFFRAGE GLISSANT

THE VERTICAL REINFORCEMENT WILL BE MOVED TO BOTH SIDES OF THE ZONE RESERVED FOR THE GLIDING FORMWORK

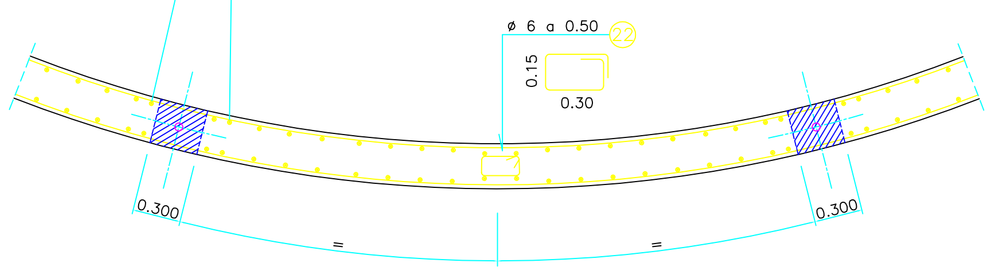

DETALLE ZONA DE RESERVA PARA ENCOFRADO DESLIZANTE
DÉTAIL ZONE RÉSERVÉE POUR LE COFFRAGE GLISSANT
DETAIL OF THE ZONE RESERVED FOR THE GLIDING FORM

ESCALA 1:25
ECHELLE 1:25
SCALE 1:25

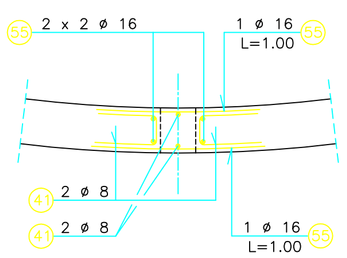

SECCION E–E ESCALA 1:25
COUPE E–E *ECHELLE 1:25*
SECTION E–E SCALE 1:25

CARACTERISTICAS DE LOS MATERIALES
CARACTÉRISTIQUES DES MATÉRIAUX
CHARACTERISTICS OF THE MATERIALS

ACEROS/ACIERS/STEEL

ACERO PASIVO
ACIER PASSIF ---------- B 500 S
REINFORCEMENT
ACERO ACTIVO
ACIER ACTIF ---------- Y–1860–S7–15.2 (AH–1860–0.6")
PRESTRESSING

HORMIGONES/*BÉTONS*/CONCRETE

HORMIGON DE LIMPIEZA
BÉTON EN MASSE ---------- HM–15
MASS CONCRETE
HORMIGON EN CIMENTACIONES
BÉTON DES FONDATIONS ----------HA–25/P/20/IIIa
CONCRETE OF FOUNDATIONS
HORMIGON EN PANTALLAS, LOSA Y MUROS LOCAL TECNICO
BÉTON DES VOILES, DALLE ET MURS EN LOCAL TECNIQUE --- HA–30/P/20/IIIa
CONCRETE OF FOUNDATION WALLS, SLABS AND WALLS IN TECHNICAL ROOM
HORMIGON EN DIGESTOR
BÉTON DU DIGESTEUR ---------- HA–40/P/20/IIIa/Qb
CONCRETE OF DIGESTER
HORMIGON EN PRELOSAS Y VIGAS PREFABRICADAS
BÉTON DES PRÉDALLES ET POUTRES PREFABRIQUEES ------ HA–35/P/20/IIIa
CONCRETE OF PRECAST PANELS AND BEAMS

TIPOS DE CONTROL EN ELEMENTOS DE HORMIGON ARMADO/
TYPES DU CONTRÔLE EN ÉLÉMENTS DU BÉTON ARMÉ/
TYPES OF CONTROL OF REINFORCED CONCRETE ELEMENTS

DEL ACERO DE ARMAR
ACIER PASSIF ---------- NORMAL/*NORMAL*/NORMAL
REINFORCEMENT
DEL HORMIGON
BÉTON ---------- *ESTADISTICO/ STATISTIQUE/ STATISTICALLY*
CONCRETE
DE EJECUCION
EXÉCUTION -------- INTENSO (DAÑOS MEDIOS)/*INTENSE (DOMMAGE MOYEN)*
EXECUTION INTENSIVE (AVERAGE DAMAGES)

RECUBRIMIENTOS/*ENROBAGE DES ACIERS*/COVER OF REINFORCEMENT
r_{nom} = 40 mm

COEFICIENTES DE SEGURIDAD PREVISTOS EN LOS CALCULOS
COEFFICIENTS DE SÉCURITÉ PRÉVUS DANS LES CALCULS
SECURITY FACTORS USED IN THE CALCULATIONS

γg = 1.35 γq = 1.50 γs = 1.15 γc = 1.50
γp = 1.15

3	Rosa	E. Rechina	13-12-2002	22		Petersen
2	Rafael	J.L. Bellod	25-06-2002	PLANTA PILOTO		Petersen
1	Rafael	J.L. Bellod	09-05-2002			Petersen

VARIAS

DIGESTORES / DIGESTEURS / DIGESTERS
MURO EXTERIOR DIGESTOR ARMADURAS (II)
JUPE ARMATURES (II)
EXTERIOR WALL OF DIGESTER. REINFORCEMENT (II)

0000 GC 000 0000 027 3

A1

Xref L:\PROYECTO\P-0201 DIGESTORES EN BARCELONA\P_CONSTRUCTIVO\PLANOS\PLANOS_DICIEMBRE_ULTIMA_MODIFICACION\sello.dwg