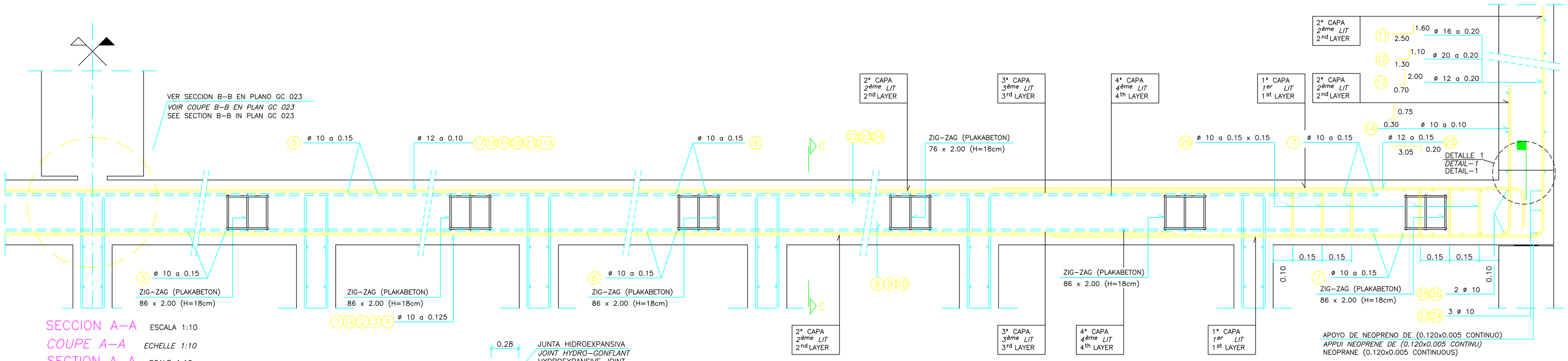

SECCION A–A ESCALA 1:10
COUPE A–A *ECHELLE 1:10*
SECTION A–A SCALE 1:10

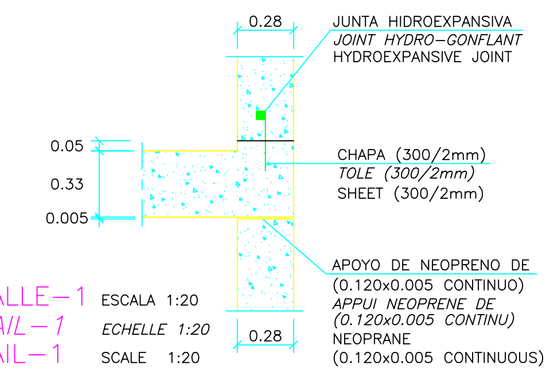

DETALLE–1 ESCALA 1:20
DETAIL–1 *ECHELLE 1:20*
DETAIL–1 SCALE 1:20

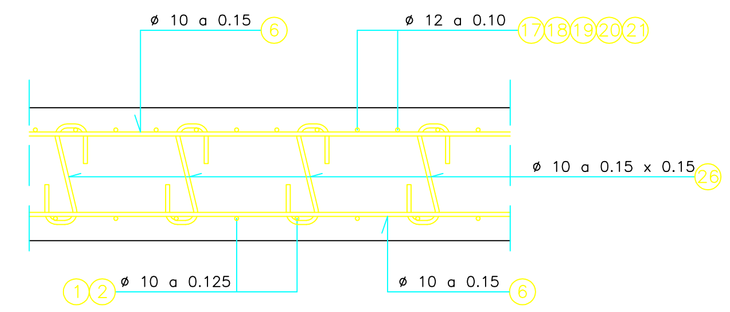

SECCION C–C ESCALA 1:10
COUPE C–C *ECHELLE 1:10*
SECTION C–C SCALE 1:10

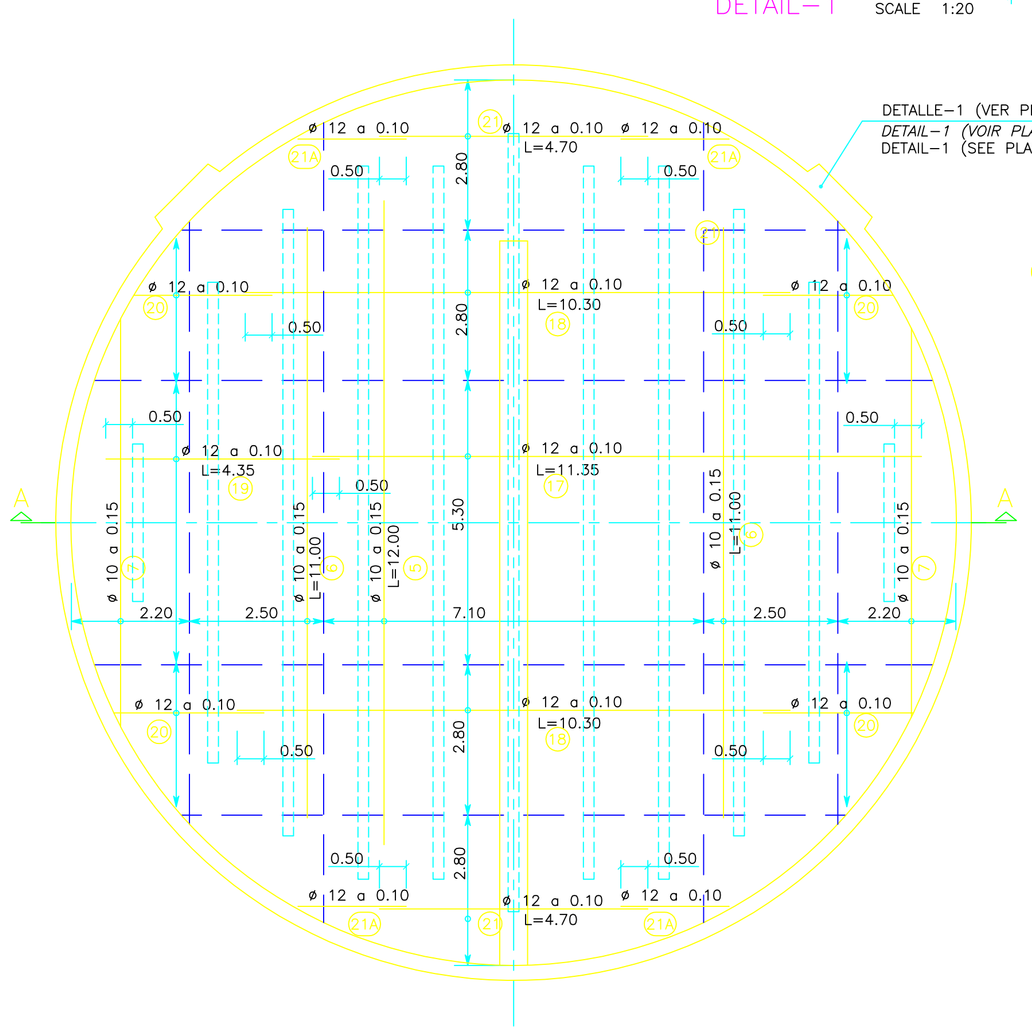

PLANTA ARMADURA BASE SUPERIOR ESCALA 1:75
VUE EN PLAN ARMATURE BASE, LIT SUPÉRIEUR ECHELLE 1:75
GROUND–PLAN, BASIC REINFORCEMENT, UPPER LAYER SCALE 1:75

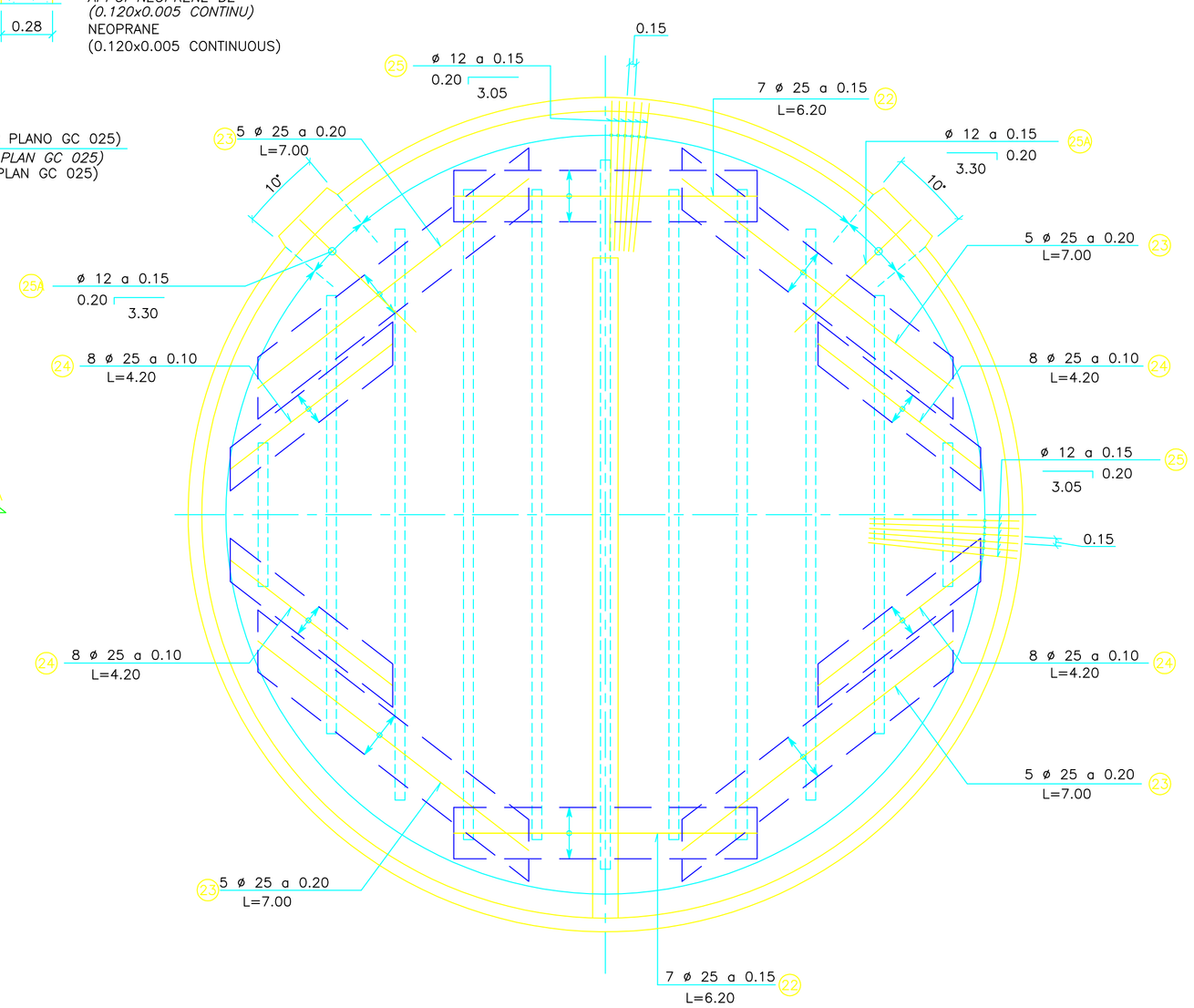

PLANTA ARMADURA DE REFUERZO SUPERIOR ESCALA 1:75
VUE EN PLAN RENFORCEMENT, LIT SUPÉRIEUR ECHELLE 1:75
GROUND–PLAN, ADITIONAL REINFORCEMENT, UPPER LAYER SCALE 1:75

4	Rosa	E.Rechina	13-12-2002	SELLO	Petersen
3	Rafael	J.L. Bellod	25-06-2002	PLANTA PILOTO	Petersen
2	Rafael	J.L. Bellod	29-05-2002	POSICION CABEZAS ANCLAJE	Petersen
1	Rafael	J.L. Bellod	09-05-2002		Petersen

VARIAS

DIGESTORES / DIGESTEURS / DIGESTERS
LOSA INFERIOR DEL DIGESTOR. ARMADURA SUPERIOR
PLANCHER BAS DIGESTEUR LIT SUPERIEUR
INFERIOR DIGESTER SLAB. UPPER LAYER OF REINFORCEMENT

0000 GC 000 0000 024 4

A1

Xréf L:\PROYECTO\P–0201 DIGESTORES EN BARCELONA\P_CONSTRUCTIVO\PLANOS\PLANOS_DICIEMBRE_ULTIMA_MODIFICACION\sello.dwg